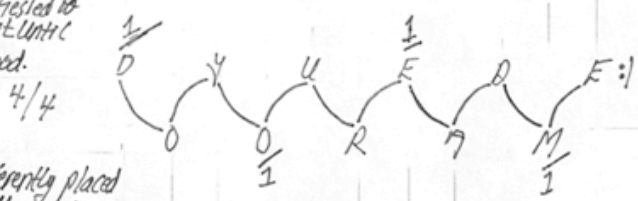
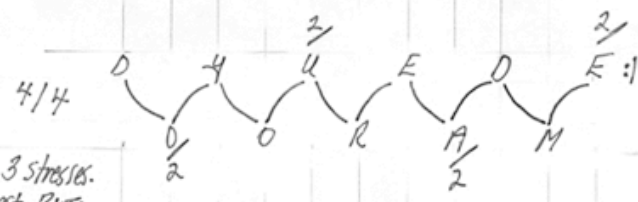


1. Letters indicated by an accent or a number should be stressed to emphasize rhythm. Repeat until rhythmic pattern understood.

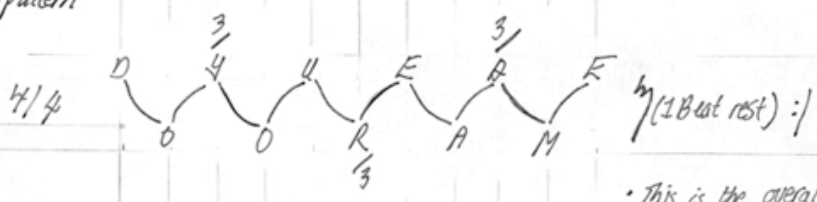
\* Pronounce each letter individually. WORD SOUND SYSTEM 1, PART A



2. This pattern, with its differently placed stresses, flows directly from the first.




3. This third pattern has only 3 stresses. The final stress is a 1beat rest. BUT: the rest disappears when this pattern loops into the first.



• This is the overall sequence broken into its 3 basic rhythmic components.  
 • Each component is the logical continuation of the previous, and once they are strung together they form a tidy loop that can repeat ∞.

\* Pronounce each letter individually. WORD SOUND SYSTEM 1, PART B



• Go through the rhythmic sequences (1, 2, 3) in their proper order & string together in a loop. Dynamic variation & Variation in tempo can be added.  
 • Order of sequences can now be varied at will and depending on skill.